

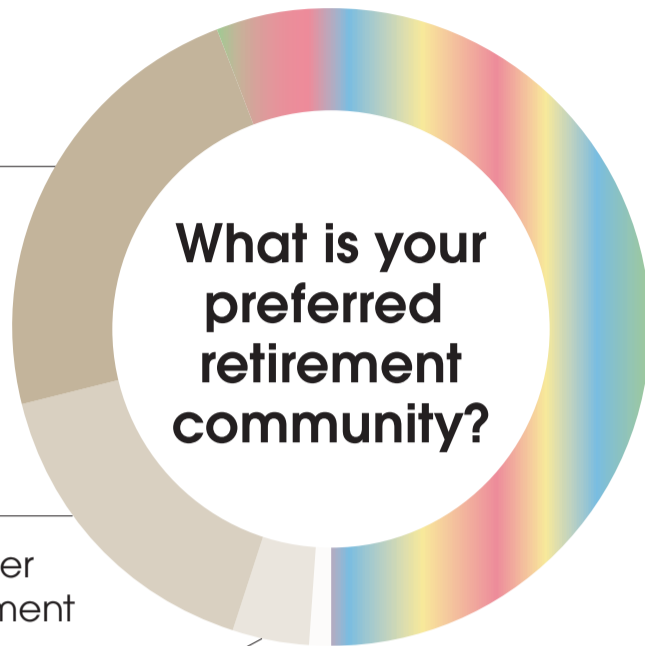


23%

LGBT+ accredited provision

16%

wouldn't consider living in a retirement community



What is your preferred retirement community?

4%

no preference

1%

general retirement community

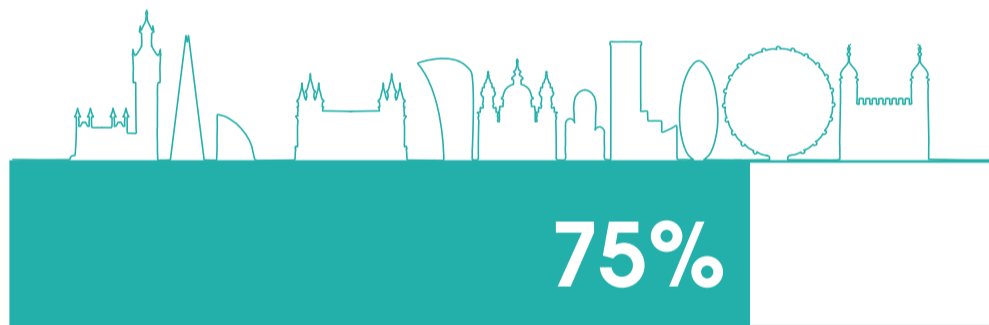
56% LGBT+ specific provision

53% of them said they would be interested in this option now

All figures are from a survey co-produced with our community that included 624 responses - the largest survey of LGBT+ people over the age of 50 in London

The strong preference for an LGBT+ retirement community was across all tenures, genders, gender identities and sexual orientations of respondents.

Where do you want to live?



wanted to stay in London

What needs do you have?



25% had a disability or health issues which requires specific housing

Of these, 57% do not currently receive any care or support

Of those who said their current housing does not meet their needs, the key issues were:

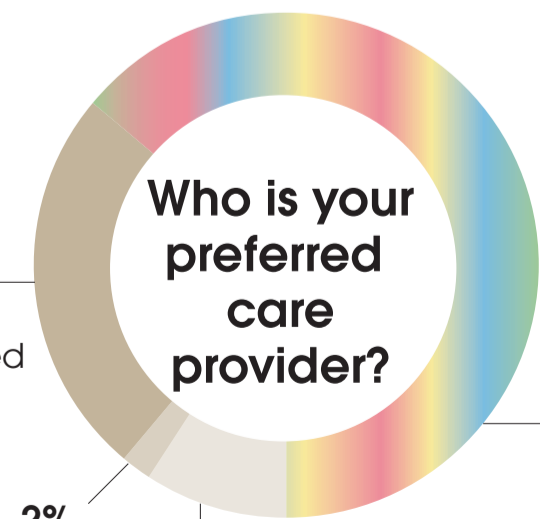
- 31%** accessibility
- 22%** small size
- 13%** poor state of accommodation
- 12%** ASB and LGBT-related abuse

Who responded to the survey?



Who is your preferred care provider?

25% LGBT+ accredited provider



64% LGBT+ specific provider

2%

general provision

9%

no preference